



# ANI Portal

## Evolve your network with Active Network Intelligence

### OVERVIEW

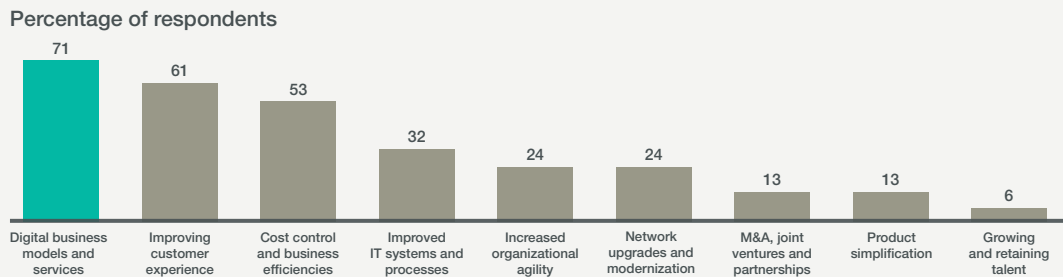
The operator's world is undergoing a shift in business process and customer experience, brought on by the rapid evolution of competitive disruptors, technology, and increasing connectivity. There is light at the end of the tunnel for operators relying on new technologies, innovative services, and continually evolving business models.

As the forces of change continue to accelerate and enterprise agility becomes more software-centric and unified, today's forward-thinking businesses need to recognize a simple truth: digital transformation is leading the charge toward the future.

Figure 1

Operators' strategic priorities over the next three years


What are your most important strategic priorities over the next three years? (top three responses)



Built on Sandvine's market-leading, best-in-breed data foundation, Sandvine's Active Network Intelligence (ANI) enables operators to improve subscriber experience by applying policies and optimizing the network, based on targeted intelligence.

The ANI Portal helps visualize contextual use case information by subscriber, device, service, technology, and network access types. Operators can now justify their return on investment (ROI) based on factual, instantly visualized data for the broadest set of "save money" and "make money" use cases. In addition, operations teams can configure, visualize, and get performance reporting on all of their Sandvine solution elements.

Sandvine's solutions are agnostic to network vendors, network architecture, or IT architecture. All operators can benefit from the ANI Portal, and take that critical step towards establishing an agile, automated operational environment; with trending and real-time analysis of the network, operators can ensure the business remains relevant in today's and tomorrow's digital world.



### ANI Portal: The Path to Success

Sandvine's solutions, use cases and superior analytics drive the ANI Portal, enabling operators to focus on digital business innovation, with confidence within a world of continual change.

Figure 2

Sandvine's ANI portal evolving your network with Active Network Intelligence.



ANI is Sandvine's strategy to enable network operators to leverage automated, closed-loop use cases to meet the always increasing quality expectations of users while maintaining business profitability.

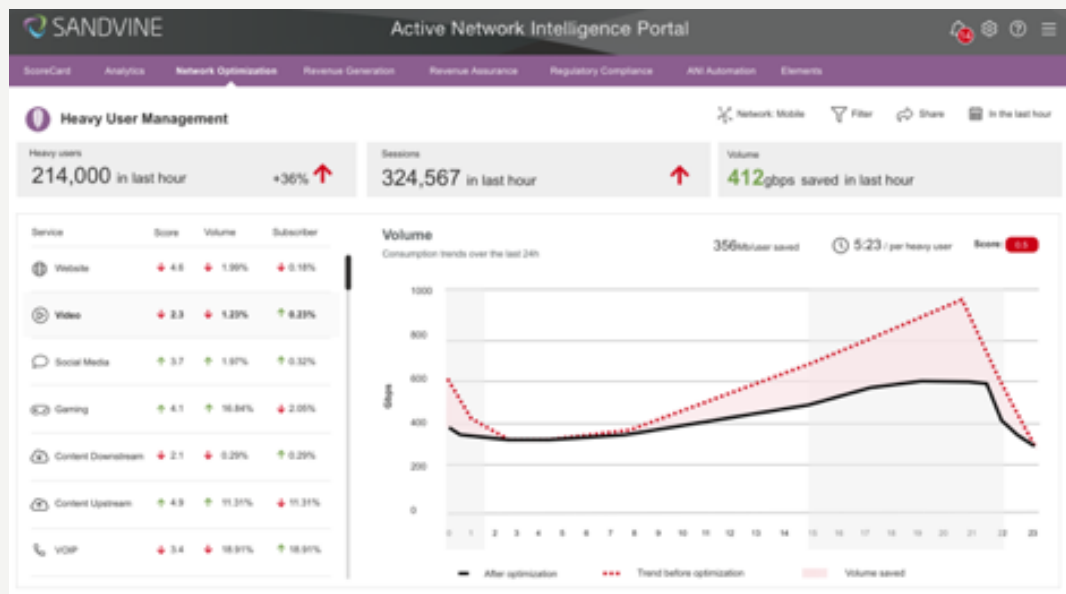
### ANI PORTAL PRODUCT OVERVIEW

Operators are finding themselves under pressure to shorten the time required to provision new services, reduce expenditures and maintain business profitability, balance the competing needs of their growing networks, and meet their users' increasing quality expectations. The ANI Portal provides network operators with real-time visibility into network conditions so that they can analyze and rapidly react to these challenges through automated, closed-loop use cases.

The ANI Portal delivers easily understood, macro-level network insights, including quality of experience (QoE) metrics for services delivered to enterprise and consumer subscriber bases. Further powering operators in their digital transformation, the ANI Portal provides dashboards for Sandvine's Analytics, Network Optimization, Revenue Generation, Revenue Assurance, and Regulatory Compliance solutions and underlying use cases.

Figure 2

Sandvine's ANI portal allows you to take action with out-of-box solutions, use cases and analytics.



### Analytics: Unleash your network with granular network intelligence

Whether operators are monitoring key metrics in real-time, exploring data in interactive dashboards, or using advanced machine learning and artificial intelligence algorithms to find hidden relationships and trends, Sandvine takes the guesswork out of network traffic and service management.

### Network Optimization: Minimize network downtime and maintain service quality

Sandvine is the global leader in network optimization, offering the most comprehensive set of proven use cases, purpose-built to resolve operators' most pressing network challenges. The ANI Portal helps network operators more readily measure and meet quality targets, while getting the most from their available network resources and budgets.

### Revenue Generation: Grow revenue by rapidly deploying services that customers want

The ANI Portal visualizes how well new, innovative services are being delivered. It measures and tracks service quality, customer demand and revenue growth, and identifies areas where existing policies need to change or where new policies need to be applied.

### Revenue Assurance: Protect your revenue streams from fraud with granular network intelligence

Sandvine's ANI capabilities empower operators to identify and manage fraud that is impacting their revenue right now. In addition to identifying fraud, the ANI Portal allows operators to rapidly identify and track down revenue leakage from misconfigured policies and from faults related to other systems, elements, and interfaces.

### Regulatory Compliance: Comply with changing regulations with network intelligence-based solutions

Sandvine powers multiple regulatory compliance use cases. The ANI Portal supports these use cases with dashboards that measure and determine if regulatory requirements are being met and quantifies levels of compliance so operators and regulators can have common sets of regulatory compliance benchmarks and thresholds.

Figure 3

Sandvine's ANI Portal is the first step towards automated closed-loop actions to improve networks.



With these insights, the ANI portal provides out-of-the-box use case dashboards where you can explore the intelligence collected from your network to solve problems and spot opportunities to attract more subscribers, generate revenue, improve QoE, reduce cost, and implement actions that will have immediate business impact.

### ANI Portal Highlights

- Use case-based visualization and data exploration of Sandvine's network intelligence
- Unparalleled access to analyze key performance datasets with out-of-the-box use case dashboards
- Real-time and historical views of Sandvine's Analytics, Network Optimization, Revenue Generation, Revenue Assurance, and Regulatory Compliance use cases
- Support for both pre-configured analytics dashboards as well as dynamic report creation, leveraging the network intelligence contained in Sandvine's Insights Data Storage
- Real-time proactive alerting notifies of problems before they become service impacting, user affecting events
- Scalable, carrier-class architecture provides a single-pane view for supporting large-scale, geographically distributed deployments in physical, virtual, hybrid, or cloud-based environments

v20190315

### ABOUT SANDVINE

Sandvine helps organizations run world-class networks with Active Network Intelligence, leveraging machine learning analytics and closed-loop automation to identify and adapt to network behavior in real-time. With Sandvine, organizations have the power of a highly automated platform from a single vendor that delivers a deep understanding of their network data to drive faster, better decisions. For more information, visit [sandvine.com](http://sandvine.com) or follow Sandvine on Twitter at [@Sandvine](https://twitter.com/Sandvine).



**USA**  
2055 Junction Avenue  
Suite Number 105  
San Jose,  
CA, 95131  
USA

**EUROPE**  
Svärdfiskgatan 4  
432 40 Varberg,  
Halland  
Sweden  
T. +46 340.48 38 00

**CANADA**  
408 Albert Street,  
Waterloo,  
Ontario N2L 3V3,  
Canada  
T. +1 519.880.2600

**ASIA**  
RMZ Ecoworld,  
Building-1, Ground Floor,  
East Wing Devarabeesanahalli,  
Bellandur, Outer Ring Road,  
Bangalore 560103, India  
T. +91 80677.43333